

END USER MANUAL

1. Download APP

Download "MY LIVOLTEK" app

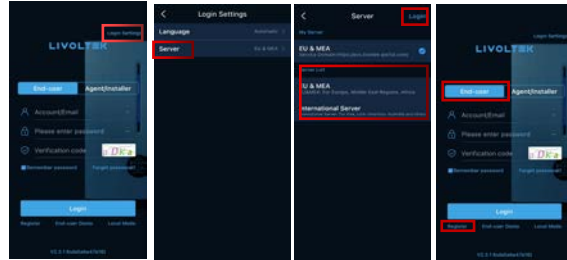
The app is available on Google Play Store(Andriod) and App Store(Apple)



2.Registration APP

STEP 1

- Open MY LIVOLTEK app
- 1)Choose "Login Settings"
 - 2)Choose your "Server"
 - 3)Click "login"
 - 4)Choose "End-User"
 - 5)Click "Register" and create your account

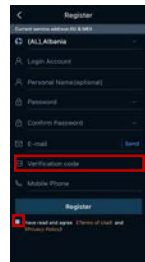


STEP 2

Complete the registration information

Tips:

- 1)If you do not receive the verification code within 2 minutes in the inbox email, please check the spam box.
- 2)Make sure you have selected the 'I have read and agree'.



STEP 3

Successful



3.Create your site

STEP 1

Enter your Login account and password and verification code
Click on LOGIN



STEP 2

Click "CREATE A SITE NOW",if you are logging in for the first time



STEP 3

Input your plant information



STEP 4

Choose your system type (Mandatory) and PV capacity (Mandatory)
PV type(Optional) and PV Arrange (Optional)



STEP 5

Set time-of-use tariff of your site.

Tips:

Please fill in the 24-hour electricity tariffs.

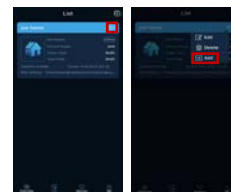


4.Add your device

STEP 1

Add your device

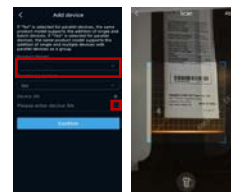
Click Click add



STEP 2

Choose device model

Click to Scan SN number on your device



STEP 3

successfully



6. Intial parameter settings by local model(Bluetooth)

STEP 1

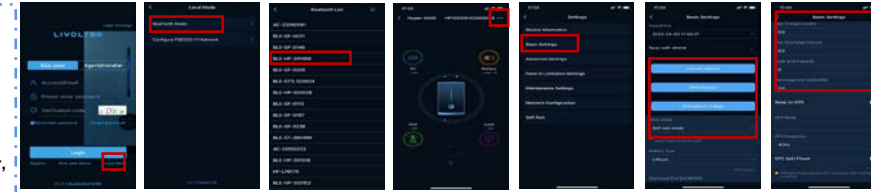
You could click Local mode

STEP 2

Click the "BlueTooth Mode"

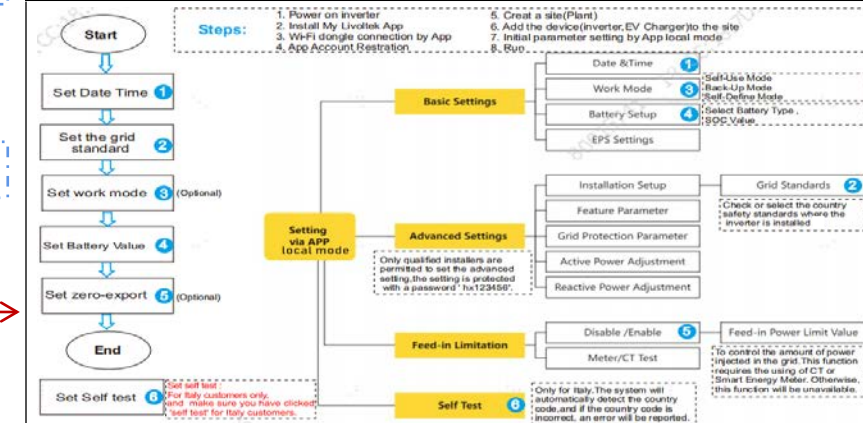
STEP 3

Find your Device 's SN number, and click it.



STEP 4

Initial parameter setting



7. Wi-Fi Dongle connection

STEP 1
You could click to Local mode to connect Wi-Fi Dongle.

STEP 2

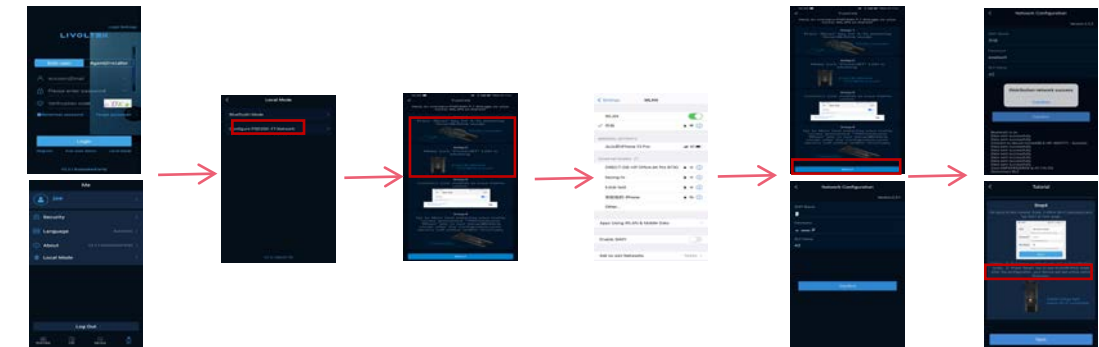
Click it

STEP 3
1)Press "Rest" key for 3-5s entering SmartBIlink mode
2)Make sure "Power/BT" LED is blinking

STEP 4
Connect your phone with your home wifi router

STEP 5
1)Click "Next"
2)Put in "Password"
3)Click "Confirm"

STEP 6
1)Successful
2)Press "Reset" key (Check note2)
3)Finished



8. Usage details



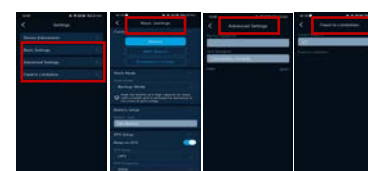
In this page, you will find daily yield, real-time power, daily revenue, total yield, total revenue and self-use ratio of all your sites.



In this page, you will find the following information about the site



In this page, you can find inverter working state. Touch the system units' icons of PV, Grid, Battery and Load on power flow page, you can check generation details



Parameter setting remotley on line
In this screen you can find "Basic settings" "Advanced settings" "Feed in Limitations"

Parameter setting by local mode bluetooth

